

SESSION 11 – OPPORTUNITIES FOR CAPACITY DEVELOPMENT TO IMPROVE DATA COLLECTION AND USE IN SIDS: CASE STUDIES

Developing Indicators for Monitoring Global, Regional, **Subregional** and National Priorities

Mr. Sudip Ranjan Basu, Ph.D.

Deputy Head, ESCAP – Subregional Office for the Pacific

Mr. Chris Ryan,

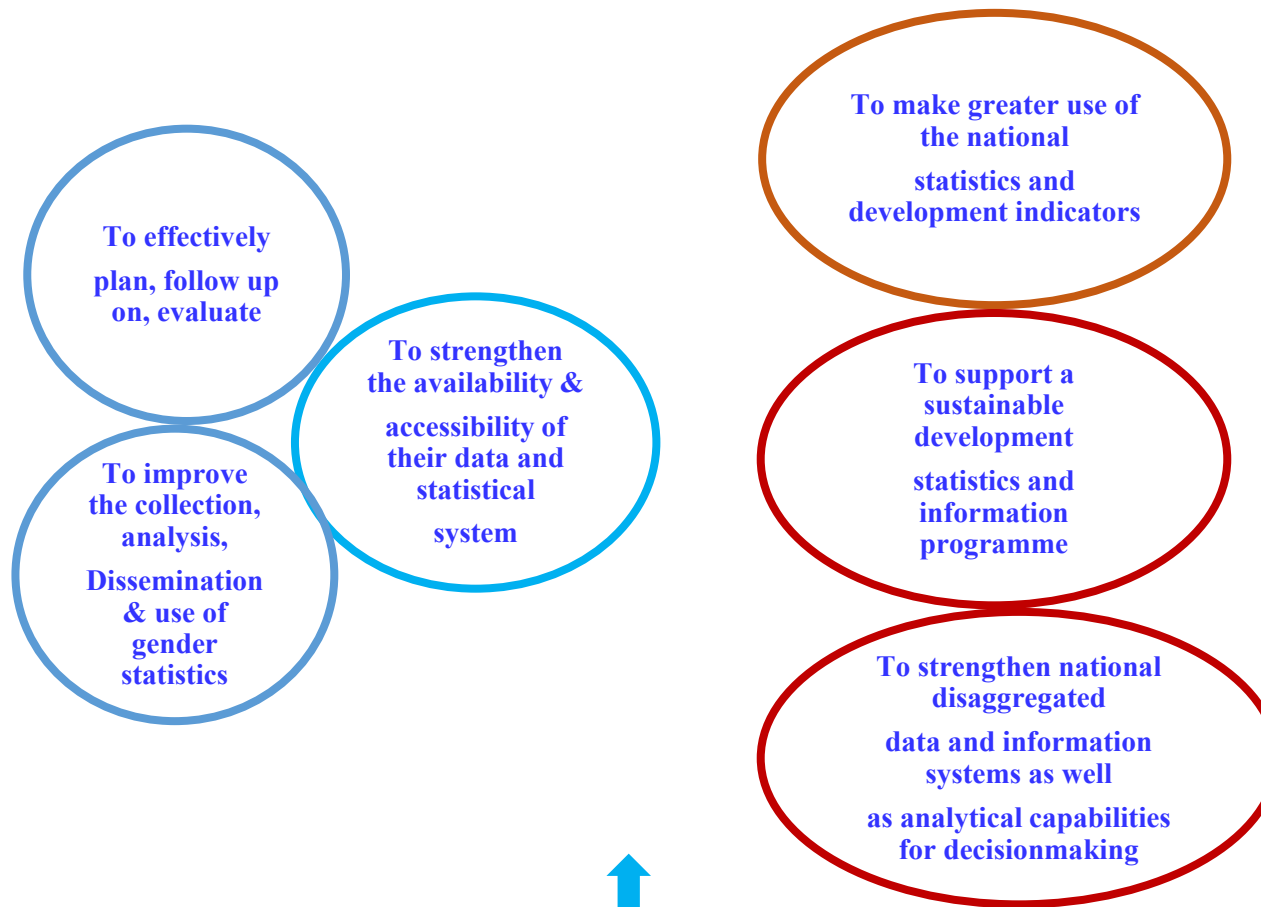
Statistician, ESCAP – Subregional Office for the Pacific

Apia, Samoa

11-13 March 2024

Data and Statistics: Capacity development

National Statistical Offices





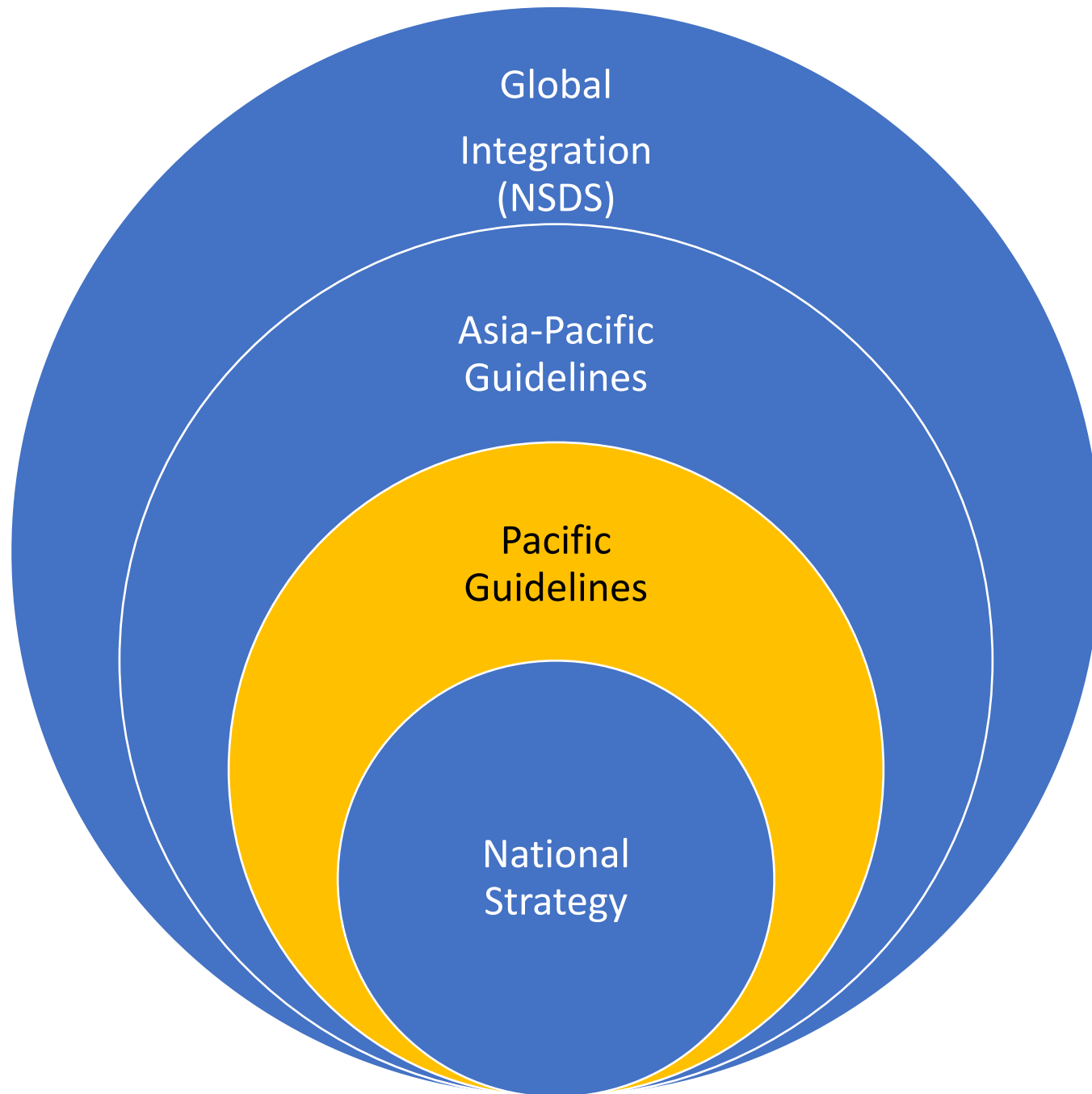
Developing Pacific Indicator Guidelines

In 2022, 6th Pacific Forum on Sustainable Development Pacific member States **emphasized** the need for guidance in developing a realistic/rational set of indicators that could be used by small islands developing States (SIDS) to report on the SDG's, **the SIDS agenda**, and other global and regional sector-specific reporting needs, as well as meet their own national reporting requirements

Commenced the pilot project to develop these **Guidelines** for the Pacific Region as a whole

Plan to make use of the recommendations of the **Guidelines** in three pilot countries

- Fiji, Tonga, Kiribati



Developing Pacific Indicator Guidelines

Going Global

Why might indicator guidelines be useful?

Help countries understand what needs to be done to address indicator production at national level

&

Help countries plan how they go about doing it

Step 1: What issue are we trying to address



Step 2: How can we go about addressing it?

Step 2.1: Understanding where we are at the moment

Step 2.2: How are things progressing at the moment

Step 2.3: Proposing where we want to be in the future

Step 2.4: Developing a roadmap on how to get there

STEP 1: What are we trying to address

SPC STRATEGIC FRAMEWORK FOR PACIFIC STATISTICS, 2022–2030

KFA 2: Relevant, Timely, Reliable, Well Maintained, and Accessible Statistics and Indicators

By 2030

All PICTs are producing and disseminating (either in-house or through TA) **an agreed core set** of high-quality economic, social, and environmental statistics in a timely and user-friendly manner in line with national priorities and are integrating SDGs and regional/global **(such as the SIDS agenda)** reporting requirements.

Metadata for the “agreed core set” will help ensure this

Indicators gathered from censuses and surveys are aligned as far as possible with the agreed national/regional core indicators and indicators required for national, regional, and global reporting and monitoring.





STEP 2.1: Where are countries at the moment? What does their indicator landscape currently look like?



Some key questions to ask

What indicator frameworks are you currently required to report against?

- Global/Regional/Subregional
- National/Sub-national

How are these indicator frameworks identified/produced?

- Process
- Roles (Lead & Support)

How are these indicator frameworks monitored?

- Process
- Roles (Lead & Support)



STEP 2.2: How are things progressing at the moment?

Some potential challenges

1. Not clear where the focus should be
2. Poor alignment between different indicator frameworks
3. Workload not manageable
4. Too many data gaps
5. Poorly defined national indicators
6. Can't set suitable targets
7. Data sharing issues between Line Ministries

STEP 2.3: What do you want your indicator landscape to look like in the future?

Key considerations

- One size does not fit all
 - Focus on own national priorities
- Ensure a manageable end product
- Focus on roles of key stakeholders
- Focus on sustainable processes that will work
- Address quality issues

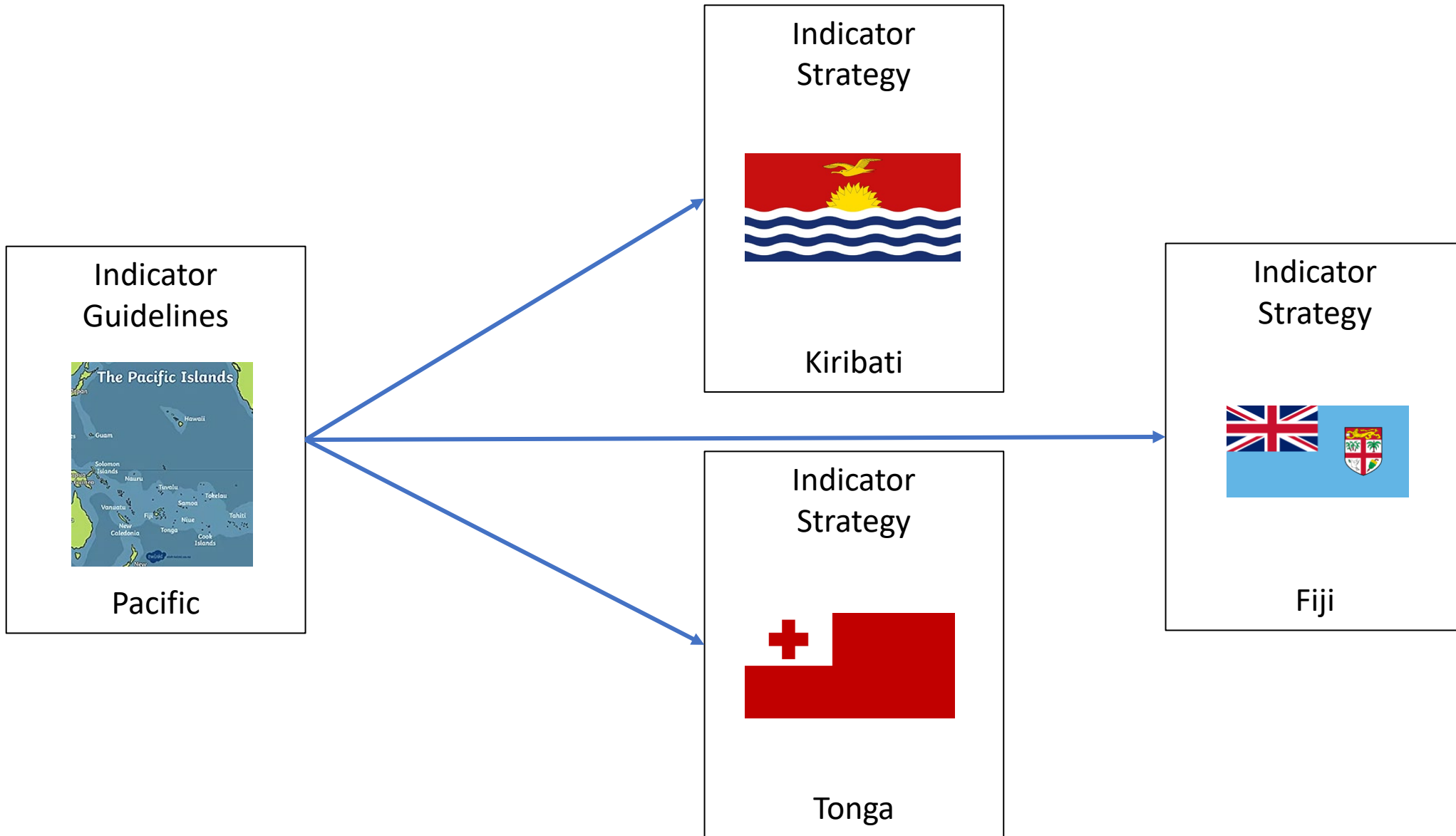


STEP 2.4: Developing a roadmap on how to get there

- What needs to change?
 - Minor tweaks
 - Wholesale change
- How might these changes be implemented over time?
 - Workplan
 - Deadlines
 - Budget



Regional Guidelines → Country Strategies (?)





Pacific Indicator Guidelines

for National Indicator Production



Contents

1. Introduction	2
1.1 Background	2
1.2 Objectives of Document	2
2. Understanding Different Types of Reporting Requirements	3
2.1 National Reporting	3
2.2 Global & Regional	3
3. Understanding your National Indicator Landscape	4
3.1 What constitutes your National Indicator Landscape	4
3.2 Guiding principles of a sound National Indicator Landscape	4
4. Alignment of reporting processes	5
4.1 What is meant by alignment?	5
4.2 Why align?	5
4.3 How to achieve alignment?	5
4.4 Managing all Nationally Relevant Indicators	5
5. Producing Sound Statistical Indicators for "National Reporting"	6
5.1 What is a Statistical Indicator?	6
5.2 What constitutes a "sound" Statistical Indicator?	6
5.3 Developing National Indicator Frameworks	6
5.4 Role of Metadata	6
5.5 Establishing Baselines & Targets	6
5.6 What are the different types of indicators and how they should be used	7
6. Reporting Processes & Challenges	8
7. Alignment to NSDS	8
Annex 1) Example of "National Indicator Strategy" document	9
Annex 2) Master File for Indicator Frameworks	10
Annex 1.1) Global Indicator Frameworks sorted by topic	10
Annex 1.2) Regional Indicator Frameworks sorted by topic	10
Annex 3) Example of Metadata	11
Annex 4) Examples of "sound" Statistical Indicators	12

THANK YOU

Follow us:



unescap



unitednationsescap



www.unescap.org



unescap



unescap



united-nations-escap



ESCAP

Economic and Social Commission
for Asia and the Pacific